



JETline
SYSTEM

WORKSHOP MANAGEMENT SOLUTION



... IN ALL FREEDOM

Configurator



The new Jetline configurator has been specially designed to help you build your workspace with units from the Jetline range.

Create your composition and visualize it in 3 dimensions, in real time.

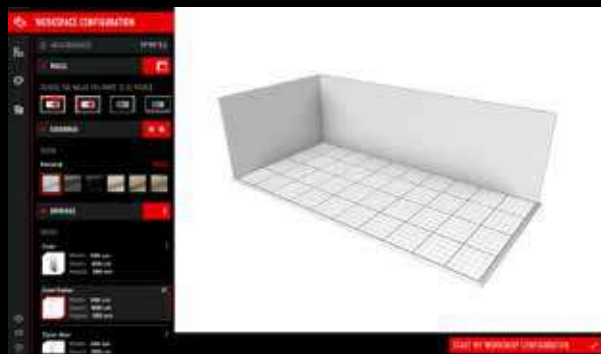
This software, which is both powerful and easy to use, allows you to simulate all possible work configurations by combining all the Jetline furniture: workbenches, base units with drawers or doors, top units with solid or glass doors and storage cabinets.

But you can also complete your set with rollercabinets, accessories and also FACOM tool modules.

Up to you

1 DRAW THE PLAN OF A ROOM

- Matching the dimensions of your workshop. Adjust the colour and the texture of the floor.
- Place doors and windows so that your project matches your workspace.



2 CREATE YOUR COMPOSITION

- Create sets of top and base units thanks to the wizards.
- They'll guide you all along the organisation of your furnitures. With the configuration wizards, every furniture is built automatically.
- For example a workbench comes with the appropriate worksurface, cross beam and legs. You're also allowed to place any unit from the items library.



3 COMPLETE WITH ROLLERCABINETS AND ACCESSORIES

- Choose from our many models of JET rollercabinets
- Select accessories that are compatible with furniture and rollercabinets.



ORGANIZE AND MAKE THE MOST OF YOUR SPACE



BACKPANELS OR NOTE-BOARDS

CHEST WITH DOOR
on jacks

OPEN CHEST
Easy access

SHUTTER UNIT
Visibility and access

CORNER UNIT AND BACKPANEL

LED RAMP
Natural lighting

GLAZED DOOR UNIT
Instant content check

DOUBLE DRAWERS BASE UNITS

LEG OR POWER LEG

DRAWER UNIT
Optimized tooling storage

SLIDING DOOR DOUBLE CABINET

GLAZED DOOR OR SOLID DOOR CABINET
Locker storage

ACCESSORIES

YOUR ROLLER CABINET FINALLY HAS ITS PLACE UNDER THE WORKTOP
(in high version 1055 mm).



3 FINISHES:

- Multiple linseed oil treated wood
- Multiple wood + brushed stainless steel
- Metal coated

KEY FEATURES



5 YEARS WARRANTY.



NO FUNCTIONAL AND CLEAN WORKSHOP WITHOUT PERFECTLY ORGANIZED DRAWERS AND STORAGE CABINETS



50cm dedicated to hanging tools and displaying documents

Numerous Accessories. For more practicality

Extra large drawers that can hold 6 modules



Maxi billboard

New glazed doors offering much more visibility for quick inventory

1 meter

2 meter



REVERSIBLE DOORS
allow you to choose the opening direction that suits you



MAXI STORAGE

- Optimized organization
- Many options to equip your storage cabinets and base units

2 OPTIONS FOR WORKING HEIGHT

COMFORT IS ONE OF THE FUNDAMENTAL NEEDS TO WORK WELL. JETLINE ALLOWS YOU TO ADAPT THE HEIGHT OF THE WORKTOPS TO YOUR SIZE AND TO THE TASKS THAT YOU PERFORM.

To increase the height from 880 to 1055 mm, simply add a raised base. Ideal for standing activities and to optimise your storage space. Your roller cabinet fits comfortably under the work surface.




■ Raised base
JLS3-BASEMBS



Base units are fitted with 4 pivoting jacks for adjustment ensuring perfect stability regardless of the type of floor.

LARGE AND RESISTANT WORKTOPS

MORE SPACE TO WORK EVEN WITH A TOP UNIT



Worktops are pre-drilled to receive the fitting kits.



The worktops adjustment system and the painted metal cover offer a perfect finishing.

3 worktop options :
- multi-ply beech
- 10/10th brushed stainless steel
- metal + rubber mat



EASY TO INSTALL

USE OF FITTING KITS
• Fitting kits 500 mm

For half panel, use JLS3-TUBESUP50



USE OF FITTING KITS
• Fitting kits 1000 mm

For 2 half panels, use JLS3-TUBESUP100



DIRECT FIXING For the top units



Easy, quick and direct installation to the worktop. No fitting kit needed

No need for a wall to fix the top units!
Thanks to this fitting system, the structure is self-supporting.

So editing is as simple as saying 1/2/3.

- 1 - You position your base units.
- 2 - You mount the tubes.
- 3 - You fix your top units on the tubes.



BASE UNITS



■ JLS3-MBS6T
■ JLS3-MBS6TBS



■ JLS-MBS7T
■ JLS3-MBS7TBS



NEW
■ JLS3-MBS8T
■ JLS3-MBS8TBS



■ JLS3-MBSPower
■ JLS3-MBSPowerBS
POWER



■ JLS3-MBD5T
■ JLS3-MBD5TBS



■ JLS3-MBD6T
■ JLS3-MBD6TBS



NEW
■ JLS3-MBSCSW
■ JLS3-MBSCSWBS



NEW
■ JLS3-MBSCSG
■ JLS3-MBSCSGBS



NEW
■ JLS3-MBSSer
■ JLS3-MBSSerBS



■ JLS3-MBSPP
■ JLS3-MBSPPBS



■ JLS3-MBDPP
■ JLS3-MBDPPBS



■ JLS3-MBDPower
■ JLS3-MBDPowerBS
POWER

PAGE 10 to 15

STORAGE CABINETS



■ JLS3-A500PP
■ JLS3-A500PPBS



■ JLS3-A1000PP
■ JLS3-A1000PPBS



■ JLS3-A1000PV
■ JLS3-A1000PVBS

PAGE 19

RAISED BASES



■ JLS3-BaseMBS



■ JLS3-BaseMBD

PAGE 11 to 13

VERTICAL HOOKING PANELS



■ JLS3-PAV1
■ JLS3-PAV1BS



■ JLS3-PPAV1
■ JLS3-PPAV1BS



■ JLS3-PPAV1USB
■ JLS3-PPAV1USBBS
POWER



■ JLS3-PPAVA
■ JLS3-PPAVABS



■ JLS3-PPAV1
■ JLS3-PPAV1BS
■ JLS3-PPAV2
■ JLS3-PPAV2BS



NEW
■ JLS3-PNB
■ JLS3-PNBBS



NEW
■ JLS3-PPNB
■ JLS3-PPNBBS



NEW
■ JLS3-PPAVACS
■ JLS3-PPAVACSBS

PAGE 20 to 21

WORKTOPS



■ JLS3-PBST1
■ JLS3-PBST2
■ JLS3-PBST3



■ JLS3-PB1
■ JLS3-PB2
■ JLS3-PB3



■ JLS3-PM2BS



■ JLS3-PBAST



■ JLS3-PBA

PAGE 23

TOP UNITS



■ JLS3-MHDR
■ JLS3-MHDRBS



■ JLS3-MHTR
■ JLS3-MHTRBS



■ JLS3-MHSP
■ JLS3-MHSPBS



■ JLS3-MHSPV
■ JLS3-MHSPVBS



■ JLS3-CHS



■ JLS3-CHSP
■ JLS3-CHSPBS



■ JLS3-CHDPP
■ JLS3-CHDPPBS



■ JLS3-2202
■ JLS3-2202BS

PAGE 16 to 18

LEGS AND CROSS BEAMS



■ JLS3-TRAA2BS
■ JLS3-TRAA3BS



■ JLS3-PSB
■ JLS3-PSH



■ JLS3-PSBPOWER
POWER



■ JLS3-TRAA2PLBS
■ JLS3-TRAA3BS



■ JLS3-PSHPOWER
POWER

PAGE 24 to 26

ASSEMBLY AND ACCESSORIES



■ JLS3-TUBESUP50 (court)



■ JLS3-1KEY



■ JLS3-LIGHT



■ JLS3-TUBESUP100 (long)



■ JLS3-LIGHTSUP

PAGE 28 to 31

WASTE COLLECTOR



■ JLS3-5BINS




■ JLS3-BIN



■ JLS3-BINCOVER


PAGE 22

WORKBENCH



PAGE 27

MODULES



PAGE 32 to 47

■ Red RAL 3020 ■ Black RAL 9005

KEY FEATURES

DRAWER HANDLES

Resistance: anti-oxidation anodised aluminum.

Comfort: exclusive FACOM design ensuring easy grip.



DRAWERS

Safe: self closing drawers are fitted with auto-return ball bearing slides.

Customisable partitioning: removable partitions, foam or plastic trays.

3 modules by drawer: load resistance 30 to 50 kg.



CLOSING SYSTEM

'ONE KEY' option under request - interchangeable locks.



HEIGHT OPTIONS

Low version **880 mm**

High version **1055 mm** thanks to raised base.



ACCESSORIES

Sides of the units can receive JET **lateral accessories**. (See range of accessories in the FACOM catalogue).



FINISHING STAGE

Jacks with ball joint for an optimal adjustment.



6 DRAWERS



7 DRAWERS



8 DRAWERS



- **Drawer useful size:** L. 569 x D. 421 x H. 60/130/270 mm
- Supplied with 6 partitions for drawers 60 mm high and 2 partitions for drawers 130 mm high
- Centralized locking, jointed keylock. Interchangeable lock
- Fitted with 4 pivoting jacks for a perfect finishing
- **Overall dimensions:** L. 722 x D. 701 x H. 840 mm (H. 1015 mm with raised base JLS3-BASEMBS)

6 DRAWERS

- **4 drawers:** 60 mm high = 12 modules
- **1 drawer:** 130 mm high = 3 modules
- **1 drawer:** 270 mm high
- **Weight:** 75,5 kg

- JLS3-MBS6T
- JLS3-MBS6TBS

7 DRAWERS

- **5 drawers:** 60 mm high = 15 modules
- **1 drawer:** 130 mm high = 3 modules
- **1 drawer:** 200 mm high
- **Weight:** 79,5 kg

- JLS3-MBS7T
- JLS3-MBS7TBS

8 DRAWERS

- **6 tiroirs :** hauteur 60 mm = 18 modules
- **2 tiroirs :** hauteur 130 mm = 6 modules
- **Poids :** 83,5 kg

- JLS3-MBS8T
- JLS3-MBS8TBS

■ Red RAL 3020 ■ Black RAL 9005

POWER DRAWER BASE UNIT



6 drawers base unit with one POWER drawer

- Centralized keylock (interchangeable cylinder)
- Fitted with 4 pivoting jack feet for a perfect adjustment, ensuring perfect stability regardless of the type of floor
- **Overall dimensions:** L. 722 x D. 701 x H. 840 mm (H. 1015 mm with raised base JLS3-BASEMBS).
- **Weight:** 79 kg

6 DRAWERS

- Supplied with 6 partitions for 60 mm drawers and 2 partitions for 130 mm drawer
- **Drawer useful size:** L. 569 x D. 421 x H. 60/130/270 mm
- **5 drawers for your tools** - 4 drawers 60 mm high = 12 modules / 1 drawer 130 mm high = 3 modules
- **1 POWER drawer** 270 mm high to store and recharge your power tools
 - 1 power strip with 3 SCHUKO sockets + 2 USB ports.
 - 3 modular holsters with universal rubber protection. *Can be ordered separately if needed (JET.PTH)*
 - A removable box for your smartphone or charged batteries that can be put to the right or left. *Can be ordered separately if needed (JET.PDBOX)*
 - A removable metal partition to organize your storage as you want.

■ JLS3-MBSPower

■ JLS3-MBSPowerBS



RAISED BASE



- A raised base can be added to go from a height from 880 mm to 1055 mm (including 40 mm worktop).
- Front and rear baseboards can be easily removed to clean under furniture or to move furniture with a pallet truck.
- Epoxy painted sheet steel (thickness 12/10th).
- Has to be fitted with the 4 pivoting jacks delivered with the base unit for a perfect finishing
- **Dimensions:** L. 720 x D. 699 x H. 180 mm.
- **Weight:** 9.3 kg.

■ JLS3-BASEMBS

KEY FEATURES

- **Choice of worktops page 23**
 - Wood multi-ply** beech 40 mm treated linseed oil
 - Wood + brushed stainless steel**



COMPOSITION IDEAS



5 DRAWERS



- **Drawer useful size:** L. 1296 x D. 421 x H. 60/130/270 mm.
- Centralized locking, jointed keylock. Interchangeable lock.
- Fitted with 4 pivoting jacks for a perfect finishing
- **Overall dimensions:** L. 1449 x D. 701 x H. 840 mm (H. 1015 mm with raised base JLS3-BASEMBD)

5 DRAWERS

- Supplied with 8 partitions for drawers 60 mm high and 8 partitions for drawers 130 mm high.
- **2 drawers:** 60 mm high = 12 modules + free space of 15 cm.
- **2 drawers:** 130 mm high = 12 modules + free space of 15 cm.
- **1 drawer:** 270 mm high.
- **Weight:** 120 kg

- JLS3-MBD5T
- JLS3-MBD5TBS

6 DRAWERS



6 DRAWERS

- Supplied with 12 partitions for drawers 60 mm high and 4 partitions for drawers 130 mm high.
- **4 drawers:** 60 mm high = 24 modules + free space of 15 cm.
- **1 drawer:** 130 mm high = 6 modules + free space of 15 cm.
- **1 drawer:** 270 mm high
- **Weight:** 124 kg

- JLS3-MBD6T
- JLS3-MBD6TBS

■ Red RAL 3020 ■ Black RAL 9005

POWER DRAWERS BASE UNITS



6 drawers double base unit with one POWER drawer

- Centralized keylock (interchangeable cylinder)
- Fitted with 4 pivoting jack feet for a perfect adjustment, ensuring perfect stability regardless of the type of floor
- **Overall dimensions:** L. 1449 x D. 701 x H. 840 mm (H. 1015 mm with raised base JLS3-BASEMBD).
- **Poids :** 129 kg

6 DRAWERS

- Supplied with 8 partitions for 60 mm drawers and 4 partitions for 130 mm drawer
- **Drawer useful size:** L. 1296 x D. 421 mm
- **5 drawers for your tools** - 4 drawers 60 mm high = 24 modules + free space of 15 cm.
- 1 drawer 130 mm high = 6 modules + free space of 15 cm
- **1 POWER drawer** 270 mm high to store and recharge your power tools
 - 1 power strip with 3 SCHUKO sockets + 2 USB ports.
 - 5 modular holsters with universal rubber protection. *Can be ordered separately if needed (JET.PTH)*
 - A removable box for your smartphone or charged batteries that can be put to the right or left. *Can be ordered separately if needed (JET.PDBOX)*
 - A removable metal partition to organize your storage as you want.

■ JLS3-MBDPOWER

■ JLS3-MBDPOWERBS



DOUBLE RAISED BASE

JLS3-MBD5T



JLS3-BASEMBD

- A raised base can be added to increase a height from 880 mm to 1055 mm (including 40 mm worktop).
- Front and rear baseboards can be easily removed to clean under furniture or to move furniture with a pallet truck.
- Epoxy painted sheet steel (thickness 12/10th).
- Has to be fitted with the 4 pivoting jacks delivered with the base unit for a perfect finishing
- **Dimensions:** L. 1447 x D. 699 x H. 180 mm
- **Weight:** 12,6 kg
- JLS3-BASEMBD

KEY FEATURES

- **Choice of worktops page 23**
 - Wood multi-ply beech 40 mm treated linseed oil
 - Wood + brushed stainless steel



⋮ JLS3-PB2



CORNER STATION



- Multifunctional corner station with 2 vertical drawers with 2 interior shelves for storing canisters, bottles, ... (usefull dimensions L. 195 x D. 630 x H. 700mm)
- Worktop and basement included.
- Fitted with 4 pivoting jacks with ball joint for an optimal stability, irrespective of the type of the floor.
- **Overall dimensions:** L. 700,5 x D. 700,5 x H. 1055mm. (raised base and worktop included)
- Weight: 120 kg (furniture with wooden worktop)
- Weight: 125 kg (furniture with brushed stainless steel worktop)

Worktop in wood

- JLS3-MBSCSW
- JLS3-MBSCSWBS

Worktop in stainless steel

- JLS3-MBSCSG
- JLS3-MBSCSGBS



SERVICE STATION



- Single base unit with a waste drawer
- 1 large extractable internal container for sorting waste
- Fitted with 4 pivoting jacks with ball joint for an optimal stability, irrespective of the type of the floor.
- Centralized locking, jointed keylock. Interchangeable lock. One Key option under request.
- **Overall dimensions:** L. 722 x D. 701 x H. 840mm. (H. 1015 mm with raised base JLS3-BASEMBS)
- **Weight:** 65 kg.

- JLS3-MBSSER
- JLS3-MBSSERBS



■ Red RAL 3020 ■ Black RAL 9005

SINGLE FULL DOORS



- 2 hinged doors, thickness 3mm, mounted on invisible pin hinges offering a 180-degree opening for maximum visibility and accessibility.
- 1 epoxy painted shelf, adjustable in height withstanding 50 kg loads.
- As an option, the unit can be completed with an internal sliding shelf JLS3-MBSPPSSH or a 70mm high drawer JLS3-MBSPPDR70 for easy access. The shelf withstands a load of 50 kg, the drawer a load of 75kg. Quick and easy assembly. The fixed shelf can be kept or removed according to the users needs.
- **Overall dimensions:** L. 722 x D. 701 x H. 840 mm (H. 1015 mm with the raised base JLS3-BASEMBD)
- **Weight:** 58.5 kg

■ JLS3-MBSPP
■ JLS3-MBSPPBS

DOUBLE FULL DOORS



- The double unit can be used for storing tools and/or items which are too long and bulky for standard units.
- With minimal door volumes, the sliding opening is perfect for small spaces
- 2 metal sliding panels
- 1 epoxy painted shelf adjustable in height (100 mm steps) withstanding 75 kg loads
- **Overall dimensions:** L. 1449 x D. 701 x H. 840 mm (H. 1015 mm with the raised base JLS3-BASEMBD)
- **Weight:** 81 kg

■ JLS3-MBDPP
■ JLS3-MBDPPBS

ACCESSORIES



- Self closing drawer of 70mm height for JLS3-MBSPP or JLS3-MBSPPBS
- It is possible to fit 3 foam modules in 1 drawer
- Load capacity: 75 kg.
- Set is 1 drawer and 1 pair of rails
- **Overall dimensions:** L. 556 x D. 625 x H. 60 mm.
- **Weight:** 6.3 kg.

■ JLS3-MBSPPDR70



- Sliding shelf for JLS3-MBSPP or JLS3-MBSPPBS
- Load capacity: 50 kg.
- Set is 1 shelf and 1 pair of rails
- **Overall dimensions:** L. 556 x D. 625 x H. 10 mm.
- **Weight:** 6 kg.

■ JLS3-MBSPPSSH

RAISED BASE

- A raised base can be added to increase a height from 880 mm to 1055 mm (including 40 mm worktop).
- Front and rear baseboards can be easily removed to clean under furniture or to move furniture with a pallet truck.
- Epoxy painted sheet steel (thickness 12/10th).
- Has to be fitted with the 4 pivoting jacks delivered with the base unit for a perfect finishing



- For single base unit
- **Overall dimensions:** L. 720 x D. 699 x H. 180 mm.
- **Weight:** 9.3 kg.
- JLS3-BASEMBS



- For double base unit
- **Overall dimensions:** L. 1447 x D. 699 x H. 180 mm.
- **Weight:** 12.6 kg.
- JLS3-BASEMBD

■ Red RAL 3020 ■ Black RAL 9005

DOUBLE WITH SHUTTER



- The double unit can be used for storing tools and/or items which are too long and bulky for standard units.
- Maximum visibility and accessibility thanks to vertical hooking part.
- Shutters 100% opening fully offers a direct tool access.
- Rolling shutter with centralized locking, jointed keylock
- Fitted with a perforated back panel (6 x 6mm, in steps of 12mm,) for a fixing of tools using the CKS range of hooks.
- Additional open storage space of 200mm height for bins, tools, ...and space provided for a power strip JLS3-POWERBLOCK
- Easy and direct fastening on a base unit with worktop or to the wall. No fitting kit needed.

- **Overall dimensions:** L. 1455 x D. 278 x H. 1005 mm.
- **Hook fastening useful dimensions:** L. 1330 x D. 183 x H. 714 mm.
- **Weight:** 53 kg.

■ JLS3-MHDR
■ JLS3-MHDRBS

TRIPLE WITH SHUTTER



- **Overall dimensions:** L. 2182 x D. 278 x H. 1005 mm.
- **Hook fastening useful dimensions:** L. 2057 x D. 183 x H. 714 mm.
- **Weight:** 75 kg.

■ JLS3-MHTR
■ JLS3-MHTRBS

ACCESSORIES



- **Option: socket and USB block**
- Power bar that offer you 5 spaces to plug in your electrical devices : power tools, drills, chargers, lights, electronics, smartphones, etc... with an easy access.
- EU version - Fitted with 3 SCHUKO sockets and 2 USB outlets.
- On-off Switch - max 16Amp /250V.
- Easy and direct installation
- **Overall dimensions:** L. 550 x D. 170 x H. 192 mm.
- **Weight:** 2 kg.

■ JLS3-POWERBLOCK

• Option bins



- Bins
- **Dimensions:** L. 115 x D. 165 x H. 75 mm
- **Weight:** 86 gr

■ F50030001Q



- Bins
- **Dimensions:** L. 160 x D. 230 x H. 125 mm
- **Weight:** 180 gr

■ F50030002Q

■ Red RAL 3020 ■ Black RAL 9005

SINGLE FULL DOORS



- 2 hinged doors, mounted on invisible pin hinges offering a 180-degree opening.
- The doors are tested for 10,000 opening/closing cycles
- 2 epoxy painted shelf adjustable in height (100 mm steps) with standing 20 kg loads
- Keylock, supplied with 2 keys, including 1 jointed
- Easy, fast and direct attachment to the worktop or wall. No fitting kit is required.
- **Overall dimensions:** L. 719 x D. 278 x H. 1005 mm.
- **Weight:** 27 kg.

■ JLS3-MHSPP
■ JLS3-MHSPPBS

SINGLE GLAZED DOORS



- 2 transparent hinged doors in plexiglass, thickness 3 mm, mounted on invisible pin hinges offering a 180-degree opening
- The doors are tested for 10,000 opening/closing cycles
- 2 epoxy painted shelf adjustable in height (100 mm steps) withstanding 20 kg loads
- Keylock, supplied with 2 keys, including 1 jointed. Interchangeable lock
- Easy, fast and direct attachment to the worktop or wall. No fitting kit is required.
- **Overall dimensions:** L. 719 x D. 278 x H. 1005 mm.
- **Weight:** 22,3 kg.

■ JLS3-MHSPV
■ JLS3-MHSPVBS

SINGLE TOP UNIT 2 SOLID DOORS AND 2 DRAWERS



- Cabinet with vertical hanging and 2 drawers section.
- Vertical fastening part : Storage surface area: 1,8 m². The base and sides of the cabinet, door liners, as the 2 additional panels are perforated for hanging tools using the CKS system.
- 2 hinged doors, epoxy painted sheet steel 12/10th, mounted on invisible pin hinges offering a 180-degree opening for maximum visibility and accessibility.
- The doors are tested for 10000 opening/closing cycles.
- 2 drawers with heavy-duty ball-bearing slides, 100% opening. Drawer useful dimensions : L. 569 x H. 60 x D. 210mm.
- Easy and direct fastening on a base unit with worktop no fitting kit is required.
- Centralized locking, jointed keylock. Interchangeable lock. One Key option under request.
- **Overall dimensions:** L. 719 x D. 278 x H. 1005 mm.
- **Weight:** 36 kg

■ JLS3-2202
■ JLS3-2202BS

■ Red RAL 3020 ■ Black RAL 9005

SINGLE OPEN CHEST



- Open box for quick access.
- Ideal for storage of documents and/or consumables
- Acceptable load 30 kg
- Easy and fast fastening on a base unit thanks to the JLS3-TUBESUP100 fitting kit
- **Overall dimensions:** L. 726 x D. 278 x H. 505 mm
- **Weight:** 10,2 kg

■ JLS3-CHS

SINGLE FULL DOOR CHEST



- Metal sheet lift door fitted with gas struts tested for 10,000 opening/closing cycles
- Acceptable load 30 kg
- Centralized locking, jointed keylock. Interchangeable lock
- Easy and fast fastening on a base unit thanks to the JLS3-TUBESUP100 fitting kit
- **Overall dimensions:** L. 726 x D. 278 x H. 505 mm
- **Weight:** 13,8 kg

■ JLS3-CHSPP
■ JLS3-CHSPPBS

DOUBLE FULL DOOR CHEST



- Metal sheet lift door fitted with gas struts tested for 10,000 opening/closing cycles
- Acceptable load 50 kg
- Centralized locking, jointed keylock. Interchangeable lock
- Easy and fast fastening on a base unit thanks to the JLS3-TUBESUP100 fitting kit
- **Overall dimensions:** L. 1454 x D. 278 x H. 505 mm
- **Weight:** 24,5 kg

■ JLS3-CHDPP
■ JLS3-CHDPPBS



HOW TO INSTALL YOUR CHEST?

To stack 1 half panel and 1 chest or 2 half panels, use JLS3-TUBESUP100



To stack half panels and 1 double chest, use JLS3-TUBESUP50 in the middle and JLS3-TUBESUP100 on the outside.



To stack 1 double panel and 1 double chest, use JLS3-TUBESUP100 on the outside.



■ Red RAL 3020 ■ Black RAL 9005



ONE FULL DOOR

- Low width for restricted spaces.
- For use as standard cabinet or as clothes locker.
- The door is reversible to adapt to your space and your constraints. The change is done quickly and without tools. The doors are tested for 10,000 opening/closing cycles.
- 3 epoxy painted shelves adjustable in height (100 mm steps) with standing 50 kg loads.
- 1 wardrobe bar for use as locker.
- Keylock, 2 points top and bottom.
- The front and rear baseboards can be easily removed to clean under the furniture or to move the furniture with a pallet truck.
- **Overall dimensions:** L. 533 x D. 506 x H. 2060 mm
- **Weight:** 56,5 kg.

- JLS3-A500PP
- JLS3-A500PPBS



2 FULL DOORS

- An indispensable cabinet for organised and effective storage of all tools and consumables.
- The doors are tested for 10,000 opening/closing cycles.
- 3 epoxy painted shelves adjustable in height (100 mm steps) with standing 100 kg loads.
- Keylock, 2 points top and bottom.
- The front and rear baseboards can be easily removed to clean under the furniture or to move the furniture with a pallet truck.
- **Overall dimensions:** L. 1000 x D. 506 x H. 2060 mm
- **Weight:** 86 kg.

- JLS3-A1000PP
- JLS3-A1000PPBS



2 GLAZED DOORS

- Transparent doors allow you to quickly check contents and cleanliness.
- The doors are tested for 10,000 opening/closing cycles.
- 3 epoxy painted shelves adjustable in height (100 mm steps) with standing 100 kg loads.
- Keylock, 2 points top and bottom.
- The front and rear baseboards can be easily removed to clean under the furniture or to move the furniture with a pallet truck.
- **Overall dimensions:** L. 1000 x D. 506 x H. 2060 mm
- **Weight:** 85 kg

- JLS3-A1000PV
- JLS3-A1000PVBS

KEY POINTS

- Check drawers and shelves on page 30




■ Red RAL 3020 ■ Black RAL 9005

KEY FEATURES

SPACE SAVING: wall surfaces transform in storage or display areas.

TIME SAVING: Direct access to tools. Tool attachment with the CKS range of hooks (see FACOM catalogue).



QUICK ASSEMBLY

If you choose a H 1000 mm panel or if you stack two elements (2 panels or 1 panel + 1 chest for example), you must use the JLS3-TUBESUP100


If you only use H 500 mm half panels, you can use the JLS3-TUBESUP50



MODULAR

The JLS3-PPAV1(BS), JLS3-PPAV1USB(BS) or JLS3-PNB(BS) half-panels can be stacked together using the JLS3-TUBESUP100 fitting kit. The JLS3-PPAV2 half-panels can also be stacked together with the JLS3-TUBESUP100 fitting kit.

PANELS (1000MM) AND HALF PANELS (500MM)



■ JLS3-PPAV1
■ JLS3-PPAV1BS

■ JLS3-PAV1
■ JLS3-PAV1BS


■ JLS3-PPAV2
■ JLS3-PPAV2BS

- Perforated panel: 6 x 6 mm in steps of 12 mm.
- Made of Epoxy painted sheet steel (thickness 12/10th).

Overall dimensions:

	Colour	L [mm]	H [mm]	T [mm]	Weight [kg]
JLS3-PAV1	■	726	1005	48	5,7
JLS3-PAV1BS	■	726	1005	48	5,7
JLS3-PPAV1	■	726	503	48	3,2
JLS3-PPAV1BS	■	726	503	48	3,2
JLS3-PPAV2	■	1454	503	48	6,5
JLS3-PPAV2BS	■	1454	503	48	6,5

NOTEBOARD 1000MM AND 500MM



■ JLS3-PNB
■ JLS3-PNBBS

■ JLS3-PPNB
■ JLS3-PPNBBS

- 0.5 meter or 1 meter high panel for **visual organisation and easy access** to your plans, manuals, repair instructions, ...
- Made of Epoxy painted sheet steel (thickness 12/10th)

Overall dimensions:

	Colour	L [mm]	H [mm]	T [mm]	Weight [kg]
JLS3-PNB	■	726	1005	48	9
JLS3-PNBBS	■	726	1005	48	9
JLS3-PPNB	■	726	503	48	3,9
JLS3-PPNBBS	■	726	503	48	3,9



■ Red RAL 3020 ■ Black RAL 9005

HALF PANEL WITH POWER BLOCK (500MM)



- JLS3-PPAV1USB
- JLS3-PPAV1USBBS

POWER

Electric perforated panel.

The perfect blend of tool storage and power supply

- 5 spaces to connect your electrical appliances: power tools, drills, chargers, lights, electronics, smartphones... with easy access.
- Equipped with a power bar with 3 SCHUKO sockets and 2 USB ports
- On-off switch - max 16Amp / 250V
- Visual organization and easy access to your tools
- Perforated panel: 6 x 6 mm in 12 mm steps
- Attachment of tools using the CKS range of hooks (see catalogue FACOM). Stackable with a standard half panel JLS3-PPAV1(BS), or JLS3-PPNB(BS).
- Made of epoxy painted steel sheet. (thickness 12/10th).

• Overall dimensions:

	Colour	L [mm]	H [mm]	T [mm]	Weight [kg]
JLS3-PPAV1USB	■	726	503	48	3,5
JLS3-PPAV1USBBS	■	726	503	48	3,5

HALF PANEL (500MM) FOR CORNER FURNITURE



- JLS3-PPAVACS
- JLS3-PPAVACSBS


- Half high perforated panel to combine with cornerstation JLS3-MBSCSG or JLS3-MBSCSW.
- Ideal for hanging tools and compatible with CKS range of hooks.
- Perforated back panel: 6 x 6 mm in steps of 12 mm.
- Easy and fast fastening on the corner base unit thanks to the fitting kit.
- Made of Epoxy painted sheet steel (thickness 12/10th)
- Stackable with a second half-panel JLS3-PPAVACS with the use of a fitting kit JLS3-TUBESUP100

• Flat dimensions:

	Colour	L [mm]	H [mm]	T [mm]	Weight [kg]
JLS3-PPAVACS	■	1613	470	46	7,05
JLS3-PPAVACSBS	■	1613	470	46	7,05

■ Red RAL 3020 ■ Black RAL 9005

HALF CORNER PANELS (500MM)



- JLS3-PPAVA
- JLS3-PPAVABS

- Perforated panel: 6 x 6 mm in 12 mm steps
- Tool attachment with the CKS range of hooks (see FACOM catalogue).
- Made of epoxy painted steel sheet. (thickness 12/10th).
- Half corner panel, to be combined with the corner tray JLS3-PBA or JLS3-PBAST
- Stackable with a 2nd half panel JLS3-PPAVA thanks to the JLS3-TUBESUP100.
- Overall dimensions:

	Colour	L [mm]	H [mm]	T [mm]	Weight [kg]
JLS3-PPAVA	■	1060	511	48	4,3
JLS3-PPAVABS	■	1060	511	48	4,3



SET OF 5 COLLECTORS WITH FLAP SYSTEM



Workbench not included

- A great solution to respect mandatory recycling regulations.
- Set of 5 mobile collectors to separate reusable types of waste (paper, glass, cardboard, biowaste, plastic) & hazardous waste (oil, batteries, medicines, chemicals and so on).
- 75 liters capacity – 100kg resistance load (each collector).
- Easy to move – 4 wheels Ø100 mm, including 2 swiveling.
- Stay in place, 1 brake per collector.
- **Delivered with a set of stickers that will be used as needed.**
- The bins can be stored under the worktop of JLS3 units.
- **Delivered with a flap system** to be fixed on the bench directly - made of galvanized steel
Make sure you have a minimum height of 990 mm to fix the flap system and a height of 790 mm if you do not want to use the flap system.
- A minimum space of 1600 mm is required between the feet to slide the 5 collectors.
- **Dimensions (w/o flap system):** L. 1600 x D. 496 x H. 785 mm - **Weight:** 70 kg
- **Dimensions (with flap system):** L. 1600 x D. 496 x H. 983 mm - **Weight:** 76,5 kg

■ JLS3-5BINS



INDIVIDUAL WASTE COLLECTOR

- 75 liters capacity - 100kg resistance load
- 4 wheels Ø 100mm, including 2 swiveling
- Heavy duty 1.2mm steel construction - High quality durable powder coating finish.
- A set of stickers can be ordered separately JLS2-BINPICTO
- A bin cover can be ordered separately JLS3-BINCOVER
- **Overall dimensions:** L. 305 x D. 496 x H. 785 mm
- **Useful dimensions of the collector:** L. 280 x D. 460 x H. 770 mm
- **Weight:** 14 kg

■ JLS3-BIN



OPTIONAL BIN COVER

- Optional cover to be used with JLS3-BIN
- Heavy duty 1.2mm steel construction - High quality durable powder coating finish
- **Dimensions:** L. 302 x D. 452 x H. 168 mm
- **Weight:** 2,5 kg

■ JLS3-BINCOVER



WORKTOP

• STAINLESS

- JLS3-PBST1
- JLS3-PBST2
- JLS3-PBST3



• WOODEN

- JLS3-PB1
- JLS3-PB2
- JLS3-PB3



- Multi-ply beech wood top 40 mm thick ensuring resistance and longevity.
- Wood version: Linseed oil treatment for better resistance to liquids and easy maintenance.
- Stainless steel cover version: covered with a brushed stainless steel plate 304L, 10/10th for increased resistance to shocks and heat (front edge also covered with stainless steel, finishing of the sides by adding painted metal cheeks).
- Easy and fast assembly thanks to the pre-drilling of the metal inserts that only remains to be positioned according to the chosen furniture.

- **Load resistance:** 500 kg for JLS3-PB1 and JLS3-PBST1
1 Tonne for JLS3-PB2, JLS3-PBST2, JLS3-PB3 and JLS3-PBST3

• Overall dimensions:

	L [mm]	D [mm]	T [mm]	Weight [kg]
JLS3-PB1	724	750	40	15
JLS3-PB2	1453	750	40	30
JLS3-PB3	2182	750	40	45
JLS3-PBST1	724	750	40	20
JLS3-PBST2	1453	750	40	39
JLS3-PBST3	2182	750	40	58

CORNER WORKTOP

• STAINLESS

- JLS3-PBAST



• WOODEN

- JLS3-PBA



- **Load resistance:** 100 kg

• Overall dimensions:

	L [mm]	D [mm]	T [mm]	Weight [kg]
JLS3-PBA	750	750	40	7,5
JLS3-PBAST	750	750	40	9,7

METAL TRAY

- JLS3-PM2BS



- Metal panel covered with Black RAL 9005
- The top is drilled for the passage of mounting tubes for wall units. If you want to install a piece of furniture, you will only have to cut.
- Fast and easy assembly.

- **Load resistance:** 100 kg

• Overall dimensions:

	L [mm]	D [mm]	T [mm]	Weight [kg]
JLS3-PM2BS	1453	750	40	20

KEY FEATURES

FINISHING STAGE

New jacks with ball joint for an optimal adjustment.



ACCESSORIES

Sides of the units can receive JET+ lateral accessories (See range of accessories in the FACOM catalogue).



LEG 840 MM



■ JLS3-PSB




- Foot made of Epoxy painted sheet steel (thickness 12/10th)
- Equipped with feet with jack for adjustment giving complete stability, irrespective of the type of floor

LEG 1015 MM



■ JLS3-PSH



• Overall dimensions:

	L [mm]	D [mm]	H (w/o cylinder)	H (with cylinder)	Weight [kg]
JLS3-PSB	100	650	840	850	15,5
JLS3-PSH	100	650	1015	1025	19

LEG 840 MM

LEG 1015 MM



■ JLS3-PSBPOWER **POWER**

■ JLS3-PSHPOWER **POWER**

3-in-1 Power solution: power strip, electrical and compressed air reels in one unit

- **1 power strip with on-off switch:** 3 SCHUKO sockets and 2 USB ports.
Plug in power tools, drills, chargers, lights, electronics, smartphones and anything else you've got with an easy access.
- **1 professional 14 meters cable reels for power supply** length 14 + 1 m, cable 3 x 1.5 mm², quality H05W-F, maximum power wound 1200 W, unwound 1800 W.
- **1 professional 14 meters cable reels for compressed air** length 14 + 1 m, internal diameter 10 mm, polyurethane hose, 3/8 NPT outlet (N.709 Facom).
- Roller guides for smooth cables extension & extraction.
- Open access for the reset mechanism.
- Delivered without plug to let you use what you need depending on your country.
- Fitted with 4 jack feet for an adjustment, ensuring perfect stability regardless of the type of floor.
- Heavy duty 1.2 mm steel construction - High quality durable powder coating finish.
- For a workbench of 1455 mm, composed of a standard leg and an energized leg, JLS3-TRAA2PLBS cross beam is required.
- For a workbench of 2182 mm, composed of a standard leg and an energized leg, JLS3-TRAA3BS cross beam is required.
- For workbenches composed of 2 energized legs, or one energized foot and a drawer cabinet, no cross beam required.

	L [mm]	H (with cylinder)	H (w/o cylinder)	D [mm]	Weight [kg]
JLS3-PSBPOWER	283	850	840	650	35
JLS3-PSHPOWER	283	1025	1015	650	40



JLS3-PSHPOWER

Reset



KEY FEATURES



CROSS BEAM 2 LEGS



CROSS BEAM 1 LEG - 1 BASE



CROSS BEAM 1 LEG - 1 POWER LEG



- Multifunctional cross beam : connecting, reinforcement and storage space.
- 2 possible positions :
 - In horizontal position**, the cross becomes a real shelf that can receive objects heavy and bulky objects.
 - In vertical position**, for 1055 height sets, the cross ensures connection between the units and let some space for your roller cabinet
- Made of Epoxy painted sheet steel (thickness 15/10th).

■ JLS3-TRAA2BS

connection between 2 single legs for a worktop of 1455 mm

■ JLS3-TRAA3BS

connection between 2 single legs for a worktop of 2182 mm

■ JLS3-TRAB2BS

connection between 1 single leg and 1 base unit for a worktop of 1455 mm

■ JLS3-TRAB3BS

connection between 1 single leg and 1 base unit for a worktop of 2182 mm

■ JLS3-TRAA2PLBS

connection between 1 single leg and 1 power leg for a worktop of 1455 mm

■ JLS3-TRAA3BS

connection between 1 single leg and 1 power leg for a worktop of 2182 mm

• Overall dimensions:

	Colour	L [mm]	D [mm]	T [mm]	Weight [kg]
Worktop 1455 mm	JLS3-TRAA2BS	1053	400	40	6,2
Worktop 2182 mm	JLS3-TRAA3BS	1600	400	40	10,3

• Overall dimensions:

	Colour	L [mm]	D [mm]	T [mm]	Weight [kg]
Worktop 1455 mm	JLS3-TRAB2BS	530	400	40	3,3
Worktop 2182 mm	JLS3-TRAB3BS	1166	400	40	7,4

• Overall dimensions:

	Colour	L [mm]	D [mm]	T [mm]	Weight [kg]
Worktop 1455 mm	JLS3-TRAA2PLBS	870	400	40	5,6
Worktop 2182 mm	JLS3-TRAA3BS	1600	400	40	10,3

WOODEN WORKTOP

STAINLESS WORKTOP

Low version
H. 880 mm

High version
H. 1055 mm

Low version
H. 880 mm

High version
H. 1055 mm

7 DRAWERS



JLS3-2MW7DL



JLS3-2MW7DH



JLS3-2MS7DL



JLS3-2MS7DH

13 DRAWERS



JLS3-2MW13DL



JLS3-2MW13DH



JLS3-2MS13DL



JLS3-2MS13DH

7 DRAWERS AND TOP UNIT WITH SHUTTER



JLS3-2MW7DSCL



JLS3-2MW7DSCH




JLS3-2MS7DSCL



JLS3-2MS7DSCH

KEY FEATURES

- Choice between several working heights



- Choice between multiple worktops



- Top available in beech multiplies or beech + brushed stainless steel.
- Possibility to join perfectly 2 workbenches.
- Large work surface: 2182 x 750 mm.
- Static resistance: 1 ton.
- Drawers equipped with «soft close» slides for automatic closing.
- Load of 50 kg per drawer.
- Compatible with FACOM modular system.
- Compatible with all elements: perforated panels, cabinets, chests can easily complete your workbench.
- Easy and fast installation

■ Red RAL 3020 ■ Black RAL 9005

A FACOM innovation: walls no longer needed !

Thanks to its exclusive self-supporting structure, the units are fitted independently of the walls.

Fitting is fast and easy : as simple as 1-2-3.

- 1 - Position the base units
- 2 - Fit the tubes
- 3 - Install the topt units

- The KIT-TUBESUP consist of 2 epoxy painted metal tubes equipped a worktop fastening system.

FITTING KITS (500MM)



- Profile: 42 x 28 mm
- Overall dimensions: 700 x 200 x 50 mm
- **Weight:** 3,5 kg

■ JLS3-TUBESUP50

FITTING KITS (1000MM)



- Profile: 42 x 28 mm
- Overall dimensions: 1200 x 200 x 50 mm
- **Weight:** 5 kg

■ JLS3-TUBESUP100

IN PRACTICE

For 1 half panel, use JLS3-TUBESUP50



To stack half panels and 1 double chest, use JLS3-TUBESUP50 in the middle and JLS3-TUBESUP100 on the outside.



To stack 1 half panel and 1 chest, or 2 half panels, use JLS3-TUBESUP100



To stack half panels and 1 single chest, use JLS3-TUBESUP100 both in the middle and on the outside.



1 KEY OPTION



One key for all
your furniture
■ **JLS3-1KEY**

KEY FEATURES

HOW TO DO IN PRACTICE?

When you order your furniture,
you can choose the option **UNIQUE KEY**.

Examples:
You order 10 storage units and want a single key.
You order 10 times the option JLS3-1KEY.
If you order 2 identical compositions of 10 units
but for different workshops,
you can order 2 * 10 JLS3-1KEY.

LOCKS

Lock for cabinets A1000, A500 and MBS

- For cabinets A1000PP and PV, and A500 and for low units with doors MBSPP
- Barrel + 2 keys • **Weight:** 200 g

■ **JLS2-A1000PP.05**

Lock for double base units MBD

- Barrel + 2 keys • **Weight:** 200 g

■ **JLS2-MBDPP.06**

Interchangeable barrel

- **Weight:** 200 g
- **JLS2.02**



Lock for top units with shutter MHDR and MHTR

- Barrel + 2 keys • **Weight:** 200 g

■ **JLS2-MHDR.06**

Lock for base units with drawers MBS

- Barrel + 2 keys • **Weight:** 200 g

■ **JLS2-MBS.01**

LIGHTING

- 2 LED – 6.5 W – 4000 K – 25 000 hours
- Possible to connect few banks together
- **Dimensions:** L. 554 x D. 71 x H. 22 mm.

■ **JLS3-LIGHT**



- Natural Light
- Position under the top units (CHS, CHD, ...)
- **Weight:** 600 g.

KIT DE FIXATION POUR RAMPE D'ÉCLAIRAGE

- This metal support enables you to fix your lighting directly
onto a vertical hooking panel (JLS3-PAV1, PAV2, ...).
- Epoxy painted steel black 9005
- **Dimensions:** L. 722 x D. 170 x H. 73 mm
- **Weight:** 2.2 kg
- **JLS3-LIGHTSUP**




LAPTOP HOLDER



- Shelf for tablet or laptop.
- Multifunctional shelf for tablet or laptop.
- Can be connected to the pegboard back panels.
- Tilt function 50° - 75°
- Epoxy painted sheet steel 12/10th.
- Color BLACK 9005.
- **Overall dimensions:**
L. 448 x D. 219 x H. 311 mm
- **Weight:** 4.2 kg
- **JLS3-LAPTOPBS**

ANGLED SHELF FOR BACKPANELS

- Easy and quick and secure attachment.
- Rim on the front preventing objects from falling.
- Heavy duty steel construction -
High quality powder coating.
- Compatible with all Facom pegboards



- **Dimensions:**
L x D x H mm 250 x 130 x 10 mm
- **Weight:** 0.5 kg
- **JET.WA22-3**

- **Dimensions:**
L x D x H mm 400 x 130 x 10 mm
- **Weight:** 0.8 kg
- **JET.WA22-4**

DRAWERS, FIXED AND SLIDING SHELVES FOR BASE UNITS WITH DOORS



- Sliding shelf.
- Delivered with pair of slides.
- Load resistance: 50 kg.
- **Interior dimensions:** W. 556 x D. 625 x H. 10mm
- **Weight:** 6 kg

■ JLS3-MBSPPSSH



- Drawer
- Delivered with pair of slides.
- Load resistance: 75 kg.
- **Interior dimensions:** W. 556 x D. 625 x H. 60mm
- **Weight:** 6,3 kg

■ JLS3-MBSPPDR70



- Fixed shelf.
- Load resistance: 50 kg.
- **Interior dimensions:** W. 593 x D. 628 mm
- **Weight:** 4,5 kg

■ JLS3-MBSPP01

FIXED SHELVES FOR STORAGE CABINETS A500

- Fixed shelf made of Epoxy painted steel, Black 9005.
- Load resistance: 50 kg.
- **Interior dimensions:** W. 525 x D. 397 x H. 10 mm
- **Weight:** 2,2 kg

■ JLS3-A500PP03



STORAGE BINS



- **Dimensions:** L. 115 x D. 165 x H. 75 mm
- **Weight:** 86 g

■ F50030001Q



- **Dimensions:** L. 160 x D. 230 x H. 125 mm
- **Weight:** 180 g

■ F50030002Q



- **Dimensions:** L. 230 x D. 340 x H. 165 mm
- **Weight:** 412 g

■ F50030003Q

DRAWERS AND FIXED SHELVES FOR STORAGE CABINETS A1000

- Fixed shelf made of Epoxy painted steel, Black 9005.
- Load resistance: 100 kg.
- **Interior dimensions:** W. 990 x D. 397 mm
- **Weight:** 4,3 kg

■ JLS3-A1000PP01

- Self closing drawers H 140 mm; delivered with a pair of slides
- Load resistance: 40 kg.
- **Interior dimensions:** W. 889 x D. 420 x H. 130 mm
- **Weight:** 7,6 kg

■ JLS3-A1000DR140

- Self closing drawers H 70 mm; delivered with a pair of slides
- Load resistance: 40 kg.
- **Interior dimensions:** W. 889 x D. 420 x H. 60 mm
- **Weight:** 6,2 kg

■ JLS3-A1000DR70



LATERAL CABINET

- For storage of long and/or valuable tools.
- Compatible with FACOM CKS system.
- Keylock. Supplied with 2 keys.
- Heavy Duty Steel - High Quality Powder Coating
- Compatible JET (serie 2021) and JET+
- Can also be installed on the side of JETLINE furniture
- Dimensions : L x D x H mm 60 x 380 x 750 mm
- Weight: 3.7 kg

■ JET.LA8



LATERAL DOCUMENT HOLDER

- Allows storage of a A4 format folder.
- Heavy duty steel construction - High quality durable powder coating finish
- Compatible with all FACOM roller cabinets
- Can also be installed on the side of JETLINE and RWS furniture
- Dimensions : L x D x H mm 55 x 380 x 315 mm
- Weight: 1.4 kg

■ JET.LA2



POWER TOOLS HOLDER

- This dedicated holder will enable you to store your power tools
- Ergonomic storage position for better accessibility to tools
- Soft rubber protection avoiding to damage your tools
- Easy, fast and secured installation on the side of the cabinet
- Heavy Duty Steel - High Quality Powder Coating
- Compatible with JET (serie 2021), JET+, ROLL (serie 2021)
- Can also be installed on JETLINE and RWS units
- Dimensions : L x D x H mm 200 x 380 x 340 mm
- Weight: 1.6 kg

■ JET.LA19



LATERAL BOTTLE HOLDER

- For storing aerosols, cleaning products, sprays, etc.
- Heavy duty steel construction - High quality durable powder coating finish
- Compatible with all FACOM roller cabinets
- Can also be installed on the side of JETLINE and RWS furniture
- Dimensions : L x D x H mm 112 x 380 x 125 mm
- Weight: 1.4 kg



LATERAL FOLDING SHELF

- Rugged metal tablet, folds to extend the working surface if necessary.
- Load capacity: 20 kg.
- Working surface: 36 x 45cm.
- Heavy Duty Steel - High Quality Powder Coating
- Compatible with JET (serie 2021) and JET+.
- Dimensions : L x D x H mm 500 x 380 x 20 mm
- Weight: 2.4 kg

■ JET.LA16




POWER STRIP

- 5 spaces to plug in your electrical devices : power tools, drills, chargers, lights, electronics, smartphones, etc... with an easy access
- Fitted with a power strip with 3 SCHUKO sockets and 2 USB ports
- On-off Switch - max 16Amp /250V
- Lateral holder to store documents or your smartphone and tablet while charging. You can also store the plug wire there.
- Compatible with JET (serie 2021) and ROLL (serie 2021)
- Can also be installed on JETLINE and RWS units
- Dimensions : L x D x H mm 55 x 380 x 450 mm
- Weight: 2.4 kg


■ JET.LA20





**MODULE 12 RATCHET COMBINATION
WRENCHES ULTRA GRIP**

- 467B. : 8 - 9 - 10 - 11 - 12 - 13 - 14 - 15 - 16 - 17 - 18 - 19 mm
- Foam tray: PM.MOD467J12
- **MODM.467BJ12**



**MODULE 12 RATCHET COMBINATION
WRENCHES ULTRA GRIP IMPERIAL**

- 467. : 1/4 - 5/16 - 11/32 - 3/8 - 7/16 - 1/2 - 9/16 - 5/8 - 11/16 - 3/4 - 7/8 - 15/16"
- Foam tray: PM.MOD467JU12
- Weight: 1.65kg
- **MODM.467JU12**



**MODULE 12 HINGED RATCHET COMBINATION
WRENCHES ULTRA GRIP AND ADAPTERS**

- 467BF. : 8 - 9 - 10 - 11 - 12 - 13 - 14 - 15 - 16 - 17 - 18 - 19 mm
- 3 Adapters (467.ADAPT10-19) : Sockets 1/4" & 1/2"
- Foam tray : PM.MOD467FJ12
- **MODM.467BFJ12PB**



**MODULE 8 HINGED RATCHET COMBINATION
WRENCHES ULTRA GRIP IMPERIAL**

- 467F. : 5/16 - 3/8 - 7/16 - 1/2 - 9/16 - 5/8 - 11/16 - 3/4"
- Foam tray: PM.MOD467FU8
- Weight: 1.175kg
- **MODM.467FU8**



**MODULE 7 METRIC STRAIGHT RATCHET
RING WRENCHES - 12 POINT 6 - 19 MM**

- 64. : 6 x 7 - 8 x 9 - 10 x 11 - 12 x 13 - 14 x 15 - 16 x 18 - 17 x 19 mm
- Increment 5°
- Foam tray : PM.MOD64J7
- Weight: 0.925 kg
- **MODM.64J7**



**MODULE 6 STRAIGHT RATCHET RING
WRENCHES - 12 POINT IMPERIAL**

- 64. : 1/4 x 5/16 - 3/8 x 7/16 - 1/2 x 9/16 - 5/8 x 11/16 - 3/4 x 13/16 - 7/8 x 15/16"
- Increment 5°
- Foam tray : PM.MOD64JU6
- **MODM.64JU6**



**MODULE 17 OGV® COMBINATION
WRENCHES 6- 24 MM**

- 440. : 6-7-8-9-10-11-12-13-14
15-16-17-18-19-21-22-24 mm
- Foam tray : PM.MOD440-1
- **MODM.440-1**



**MODULE 5 OGV® COMBINATION
WRENCHES 27 - 34 MM**

- 440. : 27 - 29 - 30 - 32 - 34 mm
- Foam tray : PM.MOD440-2
- **MODM.440-2**



**MODULE 13 OGV® COMBINATION
WRENCHES IMPERIAL**

- 440. : 1/4 - 5/16 - 11/32 - 3/8 - 7/16 -
1/2 - 9/16 5/8 - 11/16 - 3/4 - 13/16
7/8 - 15/16"
- Foam tray : PM.MOD440-4
- **MODM.440-4**



**MODULE 9 METRIC
OPEN RING WRENCH**

- 44. : 6x7 - 8x9 - 10x11 - 12x13 - 14x15
16x17 - 18x19 - 21x23 - 22x24 mm
- Foam tray : PM.MOD44-1
- Weight: 1,315 kg
- **MODM.44-1**



**MODULE 3 METRIC OPEN
RING WRENCH LARGE SIZES**

- 44. : 26 x 28 - 27 x 29 - 30 x 32 mm
- Foam tray : PM.MOD44-2
- Weight: 1,578 kg
- **MODM.44-2**



**MODULE 7 OFFSET-RING
WRENCHES 6 - 19 MM**

- 55A. : 6 x 7 - 8 x 9 - 10 x 11 - 12 x 13
14 x 15 - 16 x 17 - 18 x 19 mm
- Foam tray : PM.MOD55A-1
- Weight: 0,92 kg
- **MODM.55A-1**



**MODULE 6-POINT SOCKET 1/4" -
HEX KEYS AND BITS**

- Sockets R.5,5-6-7-8-9-10-11-12-13-14 mm
- R.161B : ratchet 1/4"
- R.209 - R.215 : 2 extensions 55 and 150 mm
- R.240A : cardan • R.235 : Bit holder
- R.120A : sliding tee 1/4" • R.236A : spinner
- 83SH.JP9A : Set of 9 hexagon keys in wallet
- Bits : Pozidriv® : 1 - 2 - 3 / Phillips® : 1 - 2 - 3
Slotted® : 4,5 - 6,5 - 8 / Hex : 3 - 4 - 5 - 6 - 7
Torx® T15 - 20 - 25 - 30 - 40
- Foam tray : PM.MODR1AN • Weight: 1,155 kg
- **MODM.R161-36**



**MODULE 6-POINT SOCKET 1/4" -
LOCKING RATCHET**

- 13 Sockets R. : 3,2 - 4 - 5 - 5,5 - 6 - 7 -
8 - 9 - 10 - 11 - 12 - 13 - 14 mm
- 11 Sockets long : R.LA : 5 - 5,5 - 6 - 7 -
8 - 9 - 10 - 11 - 12 - 13 - 14 mm
- RL.171 : Locking ratchet
- R.210RC - R.215RC - R.217RC :
3 extensions locking 100 - 150 - 250 mm
- R.240A : cardan
- 83SH.JPA : hex keys spherical head in wallet
- Foam tray : PM.MODRL2
- **MODM.RL2**



**MODULE 6-POINT SOCKET 1/4" -
LOCKING RATCHET IMPERIAL**

- Sockets : R.E 3/16 - 9/16" • J4763 : extension
- RL.161 : ratchet • R.236A : spinner
- R.120A : sliding tee • R.240A : cardan
- R.209 - R.215 : 2 extensions 55 - 150 mm
- 83SH.JP8AU : hex key spherical head imperial
- R.235 : Bit holder
- Bits : Pozidriv® : 1 - 2 - 3 / Phillips® : 1 - 2 - 3
Slotted® : 4,5 - 6,5 / Hex : 3 - 4 - 5 - 6 - 7 mm
Resistorx® : 15 - 20 - 25 - 30 - 40
- Foam tray : PM.MODRL2U
- **MODM.RL2U**



MODULE 6-POINT SOCKET 3/8" - RATCHET

- Sockets : JH.: 7 - 8 - 9 - 10 - 11 - 12 - 13 - 14 - 15 - 16 - 17 - 18 - 19 - 21 - 22 mm
- J.161B : ratchet 3/8"
- J.210 - J.215 : 2 extensions 125 and 250 mm
- J.240A : universal cardan
- J.120A : sliding tee
- Foam tray : PM.MODJ161-3
- **MODM.J161-36**



MODULE 6-POINT SOCKET 3/8" - LOCKING RATCHET

- Sockets : JH.: 7 - 8 - 9 - 10 - 11 - 12 - 13 - 14 - 15 - 16 - 17 - 18 - 19 - 21 - 22
- J.L.161 : ratchet 3/8"
- J.210 - J.215 : 2 extensions 125 and 250 mm
- J.240A : cardan
- J.120A : sliding tee
- Foam tray : PM.MODJ161-3
- **MODM.JL161-36**



MODULE 6-POINT SOCKET 3/8" - RATCHET IMPERIAL

- 13 Sockets J. : de 1/4" à 1"
- 11 Sockets long 1/4" J.LA de 1/4" à 7/8"
- J.L.171 : locking ratchet
- J.210RC - J.217RC :
2 extensions locking 125 - 500 mm
- 7 straight ratchet ring wrenches imperial : 64.: 1/4 x 5/16 - 5/16 x 11/32 - 3/8 x 7/16 - 1/2 x 9/16 - 5/8 x 11/16 - 7/8 x 15/16"
- 65.PE : Bit-holder ratchet wrench 1/4" - 5/16"
- Foam tray : PM.MODJL2U
- Dimensions: 42 x 56,4 x 4,5 cm (= width of 3 generic modules)
- **MODM.JL2U**



MODULE LONG-REACH METRIC 6-POINT SOCKETS 3/8 1/2"

- J.HLA: 7 - 8 - 9 - 10 - 11 mm : 3/8"
- S.HLA: 12 - 13 - 14 - 15 - 16 - 17 - 18 - 19 mm : 1/2"
- Foam tray : PM.MODHLA
- **MODM.HLA**




MODULE LONG-REACH METRIC 6-POINT SOCKETS 1/2"

- S.HLA: 12 - 13 - 14 - 15 - 16 - 17 - 18 - 19 - 21 - 22 - 23 - 24 - 26 - 27 - 29 - 30 - 32 mm : 1/2"
- Foam tray : PM.HLA2
- **MODM.HLA2PB**




MODULE SOCKETS 6 POINT 1/2" AND ACCESSORIES

- Sockets : S.H: 8 - 9 - 10 - 11 - 12 - 13 - 14 - 15 - 16 - 17 - 18 - 19 - 21 - 22 - 23 - 24 - 27 - 30 - 32 mm
- S.161B : ratchet 1/2"
- S.210 - S.215 : 2 extensions 130 and 250 mm
- S.240A : cardan
- Foam tray : PM.MODS161-3
- **MODM.S161-36**



MODULE SOCKETS 6 POINT 1/2" AND ACCESSORIES

- Sockets SH.: 8 - 10 - 11 - 12 - 13 - 14 - 15 - 16 - 17 - 18 - 19 - 21 - 22 - 23 - 24 - 27 - 30 - 32 mm
- SL.161 : ratchet 1/2"
- S.210-S.215 : 2 extensions 130 and 250 mm
- S.240A : cardan
- S.120A : sliding tee
- Foam tray : PM.MODS1AN
- **MODM.SL1**



MODULE SOCKETS 12 POINT 1/2" AND ACCESSORIES IMPERIAL

- Sockets 1/2" S 3/8" - 1 1/4"
- S.161B: ratchet 1/2"
- S.210 - S.215: 2 extensions 130 - 250 mm
- S.240A : cardan
- S.120A : sliding tee
- Foam tray: PM.MODSL2U
- **MODM.S161-212U**



MODULE 12 SOCKETS 1/2" 6 POINT WITH LONG BITS

- STM.: 5 - 6 - 7* 8 - 10 - 12 - 14* 17 - 19 mm
- SHP.: 6LA - 7LA* 8LA- 10LA - 12LA
- Foam tray: PM.SHP
- **MODM.SHPB**



MODULES 17 IMPACT SOCKETS TORX 1/2"

- 8 Torx sockets long, female: : NSTX: 10 L, 12 L, 14 L, 16 L, 18 L, 20 L, 22 L, 24 L
- 9 Torx sockets long, male: : NSX: 20 L, 25 L, 30 L, 40 L, 45 L, 50 L, 55 L, 60 L, 70 L
- Foam tray: PM.NSX
- **MODM.NSXPB**



MODULE 8 SCREWDRIVERS

- ⊖ AT : 3,5 x 75 - 3,5 x 100 - 4 x 100 - 5,5 x 100 mm
- ATWH : 6,5 x 150 - 8 x 175 mm Hexagonal blade
- ⊕ ATP : 1 x 100 - 2 x 125 mm
- Foam tray: PM.MODA1
- **MODM.AT1**



MODULE 8 SCREWDRIVERS

- ⊖ AT : 2 x 75 - 2,5 x 75 mm
- ⊕ ATP : 0 x 75 mm
- ⊕ ATWPH : 3 x 150 mm Hexagonal blade
- ⊕ ATD : 0 x 75 - 1 x 100 - 2 x 125 mm
- ⊕ ATWDH : 3 x 150 mm Hexagonal blade
- Foam tray : PM.MODA2
- **MODM.AT2**



MODULE 8 SCREWDRIVERS WITH 4 STUBBIES

- ⊖ AT : 4 x 25 - 5,5 x 35 mm
- ⊕ ATP: 0 x 75 - 1 x 25 mm
- ⊕ ATD : 0 x 75 - 1 x 100 - 2 x 125 - 2 x 35 mm
- Foam tray : PM.MODA3
- **MODM.AT3**



MODULE 9 SLOTTED SCREWDRIVERS WITH 2 STUBBIES

- ⊖ AT : 2,5 x 75 - 3,5 x 75 - 4 x 35 - 4 x 100 - 4 x 300 - 5,5 x 35 - 5,5 x 100 mm
- ATWH : 6,5 x 150 - 8 x 175 mm Hexagonal blade
- Foam tray : PM.MODA4
- **MODM.AT4**



MODULE 10 SCREWDRIVERS WITH 3 STUBBIES

- ⊕ ATP : 0 x 75 - 1 x 25 - 1 x 100 - 2 x 35 - 2 x 125 - 2 x 250 - 3 x 150 mm
- ⊕ ATD : 1 x 100 - 2 x 125 - 2 x 35 mm
- Foam tray: PM.MODA5
- **MODM.AT5**



**MODULE 10 SCREWDRIVERS
TORX AND RESISTORX**

- AEX : 6 x 35 - 7 x 35 - 8 x 75
- ATXR : 10 x 75 - 15 x 75 - 30 x 125 - 40 x 150 - 20 x 100 - 25 x 100 - 27 x 100 mm
- Foam tray : PM.MODA6
- **MODM.AT6**



**MODULE 7 SCREWDRIVERS
RESISTORX**

- ATXR : 10 x 75 - 15 x 75 - 20 x 100 - 25 x 100 - 27 x 100 - 30 x 125 - 40 x 150 mm
- Foam tray : PM.MODANXR
- **MODM.ATXR**



**MODULE 7 "P" HANDLED HEX
KEYS ; SPHERICAL HEAD**

- 84TZSA : 3 - 4 - 5 - 6 - 7 - 8 - 10 mm
- Foam tray : PM.MOD84TZS-A
- **MODM.84TZSA**



**MODULE 7 "P" HANDLED HEX KEYS -
TORX®, SPHERICAL HEAD**

- 89.TXA : 10 - 15 - 20 - 25 - 27 - 30 - 40 mm
- Foam tray : PM.MOD89TX-A
- **MODM.89TXA**



**MODULE OF 3 "MAINTENANCE"
PLIERS**

- 185A.20CPE : Half-round nose pliers
- 187A.18CPE : Combination pliers
- 192A.16CPE : Diagonal cutters
- Foam tray : PM.MODCPEA0
- Weight: 0,75 kg
- **MODM.CPEA0**



MODULE 4 PLIERS

- 192A.16CPE : Diagonal cutters
- 185A.20CPE : Half-round nose pliers
- 181A.25CPE : Locking twin slip-joint multigrip pliers
- 501A : Large-capacity lock-grip pliers
- Foam tray : PM.MODCPEA1
- Weight: 1,48 kg
- **MODM.CPEA1**



**MODULE 4 PCS
PLIER & SHEARS SET**

- 192A.16CPE : Diagonal cutters
- 185A.20CPE : Half-round nose pliers
- 181A.25CPE : Locking twin slip-joint multigrip pliers
- 980C : Multi-purpose shears
- Foam tray : PM.MODCPEA2
- Weight: 1,48 kg
- **MODM.CPEA2**



MODULE 3 PLIERS

- 500A : lock-grip pliers short nose
- 194A.17CPE : Wire Stripping Plier
- 181A.25CPE : Locking twin slip-joint multigrip pliers
- Foam tray : PM.MODCPEA3
- **MODM.CPEA3**



**MODULE OF 2 ADJUSTABLE
PLIERS**

- 181A.25CPE : Locking multigrip pliers
- 580.10 : Angled nose lock-grip pliers
- Foam tray : PM.MODPR12
- Weight: 1,29 kg
- **MODM.PR12**



MODULE OF 4 CIRCLIPS® PLIERS

- 177A.13 (10 - 25 mm) - 177A.18 (19 - 60 mm) straight external pliers
- 179A.13 (12 - 25 mm) - 179A.18 (19 - 60 mm) straight internal pliers
- Foam tray : PM.MODPCSN
- Weight: 0,70 kg
- **MODM.PCSN**



MODULE BLOW TOOL, HAMMER HICKORY 205H

- 205H.50: hammer DIN Hickory 500G
- 208A.32CBA: plastic hammer (steel 32 mm)
- 263.18: cold chisel
- 256.6: center point
- 248.4 - 5 - 6 mm: 3 long punches
- Foam tray : PM.MODMI3
- Weight: 1,80 kg
- **MODM.MI3**




MODULE BLOW TOOL HAMMER 205C

- 205C.50: hammer DIN composite 500 g
- 208A.32CBA: plastic hammer (steel 32 mm)
- 256.6: precision center point 6 mm
- 263.G19: coated cold chisel 190 mm
- 249.G: 4 - 5 - 6 mm: coated long punches
- Foam tray : PM.MODMI5
- Weight: 1,75 kg
- **MODM.MI5**




MODULE BLOW TOOLHAMMER 205C

- 205C.50: hammer composite 500 g
- 208A.32CBA: plastic hammer (steel 32 mm)
- 248.4 - 5 - 6 mm: long punches
- 263.18: cold chisel
- 256.6: precision center point 6 mm
- Foam tray : PM.MODMI7
- Weight: 1,70 kg
- **MODM.MI7**



MODULE STORAGE SMALL COMPONENTS

- Large 4/4
- Boxes of different sizes
- Allows orderly storage for screws, thimbles, rivets and gaskets
- Weight: 1,47 kg
- **PM.384**



MODULE DRIFT PUNCH - CHISELS

- 249.G: 2 - 3 - 4 - 5 - 6 - 8 mm: 6 punches
- 247.G: 4 - 5 - 6 - 8 mm: 4 dowels
- 255.G: center mark 6 mm
- Foam tray : PM.MODCG
- Weight: 1,47 kg
- **MODM.CG**




MODULE SAW - METER - FILES

- 603F : saw bracket
- 234.S: Scriber
- DELA.1051.300M: Double-sided stainless steel ruler 300 mm
- 5 files with handle (flat bastard file) : PAM.B250EMA, DRD.MD250EMA, CAR.MD200EMA, TRI.MD200EMA, RD.MD200EMA
- Dimensions: 42 x 56,4 x 4,5 cm (= width of 3 generic modules)
- Foam tray : PM.MOD603F
- Weight: 2,70 kg
- **MODM.603F**




MODULE FOR ELECTRIC AND HYBRID VEHICLES

- 1 ratchet 1000V insulated 3/8"
- 6 sockets 1000V insulated 3/8": 8-10-11-12-13-14 mm
- 1 1000V insulated 3/8" T-shape handle
- 5 1000V insulated offset ring wrenches 8 - 10 - 11 - 12 - 14 mm
- 1 1000V insulated screwdriver flat 5,5 x 125
- 1 1000V insulated screwdriver PZ 2 x 125
- 3 1000V insulated screwdrivers TORX T10 - T20 - T30
- 2 1000V insulated 3/8" extensions 150 and 260 mm
- 1 1000V insulated short half-round hose plier
- 1 insulated bag for connectors
- 1 DAT VAT Safety tester
- **MODM.VSEHYA**




**MODULE 12 RATCHET COMBINATION
WRENCHES ULTRA GRIP**

- 467B.: 8 - 9 - 10 - 11 - 12 - 13 - 14 - 15 - 16 - 17 - 18 - 19 mm
- Thermoshaped inlay: PL.652
- **MOD.467BJ12PB**



**MODULE 6 RATCHET COMBINATION
WRENCHES ULTRA GRIP LARGE DIMENSIONS**

- 467B.: 21 - 22 - 24 - 27 - 30 - 32 mm
- Thermoshaped inlay: PL.653
- **MOD.467BXL**



**MODULE 12 HINGED RATCHET COMBINATION
WRENCHES ULTRA GRIP AND ADAPTERS**

- 467BF.: 8 - 9 - 10 - 11 - 12 - 13 - 14 - 15 - 16 - 17 - 18 - 19 mm
- 3 Adapters : Sockets 1/4" & 1/2"
- Bits 1/4"
- Thermoshaped inlay: PL.680
- **MOD.467BFJ12PB**



**MODULE 7 METRIC STRAIGHT RATCHET
RING WRENCHES - 12 POINT**

- 64.: 6 x 7 - 8 x 9 - 10 x 11 - 12 x 13 - 14 x 15 - 16 x 18 - 17 x 19 mm
- Increment 5°
- Thermoshaped inlay : PL.608A
- **MOD.64J7**



**MODULE 16 OGV®
COMBINATION WRENCHES**

- 440.: 6 - 7 - 8 - 9 - 10 - 11 - 12 - 13 - 14 - 15 - 16 - 17 - 18 - 19 - 22 - 24 mm
- Thermoshaped inlay: PL.670
- **MOD.440-1**



**MODULE 17 OGV®
COMBINATION WRENCHES**


- 440.: 6 - 7 - 8 - 9 - 10 - 11 - 12 - 13 - 14 - 15 - 16 - 17 - 18 - 19 - 21 - 22 - 24 mm
- Thermoshaped inlay: PL.313
- **MOD.440-1XL**

Generic Module - Dimensions: 42 x 18,8 x 3,7 cm



**MODULE 4 OGV®
COMBINATION WRENCHES**

- 440.: 27 - 29 - 30 - 32 mm
- Thermoshaped inlay: PL.314A
- **MOD.440-2PB**



**MODULE 5 OGV® COMBINATION
WRENCHES LARGE SIZE**

- 440.: 27 - 29 - 30 - 32 - 34 mm
- Thermoshaped inlay XL : PL.671
- **MOD.440-2XL**



**MODULE 13 OGV® COMBINATION
WRENCHES IMPERIAL**

- 440.: 1/4 - 5/16 - 11/32 - 3/8 - 7/16 - 1/2 - 9/16 5/8 - 11/16 - 3/4 - 13/16 - 7/8 - 15/16"
- Thermoshaped inlay: PL.673
- **MOD.440-4PB**



**MODULE 9 METRIC
OPEN RING WRENCH**

- 44.: 6 x 7 - 8 x 9 - 10 x 11 - 12 x 13 - 14 x 15 - 16 x 17 - 18 x 19 - 21 x 23 - 22 x 24 mm
- Thermoshaped inlay: PL.315
- **MOD.44-1**



**MODULE 3 METRIC OPEN RING
WRENCH LARGE SIZES**

- 44.: 26 x 28 - 27 x 29 - 30 x 32 mm
- Thermoshaped inlay: PL.316
- **MOD.44-2**



**MODULE 7 OFFSET-RING®
WRENCHES**

- 55A.: 6 x 7 - 8 x 9 - 10 x 11 - 12 x 13 - 14 x 15 - 16 x 17 - 18 x 19 mm
- Thermoshaped inlay: PL.317A
- **MOD.55-1**



**MODULE 6 OFFSET-RING®
WRENCHES LARGE SIZES**

- 55A.: 21 x 23 - 22 x 24 - 26 x 28 mm
- Thermoshaped inlay: PL.318A
- **MOD.55-2**



**MODULE 10 CURVED OPEN
PIPE® WRENCHES OGV 6-SIDE**

- 75.: 8 - 10 - 11 - 12 - 13 - 14 - 16 - 17 - 18 - 19 mm
- Thermoshaped inlay: PL.625
- **MOD.75-1PB**



MODULE 6 HINGED SOCKET WRENCHES 6 POINT

- 66A.: 6 x 7 - 8 x 9 - 10 x 11 - 12 x 13 - 14 x 15 - 16 x 17 mm
- Thermoformed inlay: PL.319A
- **MOD.66A-1**



MODULE 5 METRIC OPEN RING WRENCHES

- 43.: 7 x 9 - 8 x 10 - 11 x 13 - 12 x 14 - 17 x 19 mm
- Thermoformed inlay: PL.635
- **MOD.43**



MODULE 6 KEYS WITH FORGED DOUBLE CRUTCHES

- 97.: 8 X 9 - 10 X 11 - 12 X 13 - 14 X 15 - 16 X 17 - 18 X 19 mm
- Thermoformed inlay: PL.359
- **MOD.97**



MODULE 6-POINT SOCKET 1/4" - HEX KEYS AND BITS

- Sockets R.: 5,5 - 6 - 7 - 8 - 9 - 10 - 11 - 12 - 13 - 14 mm
- R.161B : ratchet 1/4"
- R.209-215 : 2 extensions 55 and 150 mm
- R.240A : cardan 1/4"
- R.120A : sliding tee
- R.235 : bitholder
- R.236A : spinner 158 mm
- 82H.: 2 - 2,5 - 3 - 4 - 5 - 6 - 7 - 8 - 9 - 10 mm
- Bits: Slotted® : 4,5 - 6,5 - 8 mm - Pozidriv® : 1 - 2 - 6-points : 3 - 4 - 5 - 6 mm
- Thermoformed inlay: PL.L13
- **MOD.R161-26**



MODULE 6-POINT SOCKET 1/4" - HEX KEYS AND BITS IMPERIAL

- Sockets: R 3/16 - 7/32 - 1/4 - 9/32 - 5/16 - 11/32 - 3/8 - 13/32 - 7/16 - 1/2"
- R.161B : ratchet 1/4"
- R.209 et R.215 : 2 extensions 55 and 150 mm
- R.236A : spinner 158 mm
- R.240A : cardan 1/4"
- R.120A : sliding tee 1/4"
- R.235 : socket porte-embout 1/4"
- 82H.: 1/4 - 1/8 - 3/8 - 3/16 - 3/32 - 5/16 - 5/32 - 5/64 - 7/32 - 9/64": short hex keys
- Bits: Slotted® : 4,5 - 6,5 - 8 mm - 6-points : 1/8 - 5/32 - 3/16 - 7/32" - Pozidriv® : 1 - 2
- Thermoformed inlay: PL.L13
- Weight: 0,95 kg
- **MOD.R161-1U**



MODULE 6-POINT SOCKET 1/4" - HEX AND TORX KEYS AND BITS

- Sockets R.: 5,5 - 6 - 7 - 8 - 9 - 10 - 11 - 12 - 13 - 14 mm
- R.161B : ratchet 1/4"
- R.209 et R.215 : 2 extensions 55 and 150 mm
- R.236A : spinner 158 mm
- R.240A : cardan 1/4"
- R.120A : sliding tee 1/4"
- R.235 : Bitholder
- 83SH.JPAA : set of 9 hexagon keys in wallet (1,5 - 2 - 2,5 - 3 - 4 - 5 - 6 - 7 - 8 mm)
- 89S.JP8A : set of 8 torx keys spherical in wallet (10 - 15 - 20 - 25 - 27 - 30 - 40 - 45 mm)
- Bits : Slotted® : 6,5 - 8 mm - 6-points : 3 - 4 - 5 - 6 - 7 mm
- Phillips® : 1 - 2 - 3 - Pozidriv® : 1 - 2 - Resistorx® : 10 - 15 - 20 - 25 - 30
- Thermoformed inlay: PL.658
- **MOD.R161-46**



MODULE 6-POINT SOCKET 1/4" - HEX KEYS AND BITS

- Sockets R.: 5,5-6-7-8-9-10-11-12-13-14 mm
- R.161B : ratchet 1/4" (palm)
- R.209-215 : 2 extensions 55 and 150 mm
- R.240A : universal cardan 1/4"
- R.120A : sliding tee
- R.235 : 1/4 socket bitholder
- R.236A : spinner 158 mm
- 82H.: 2 - 2,5 - 3 - 4 - 5 - 6 - 7 - 8 - 9 - 10 mm
- Bits : Slotted® : 4,5 - 6,5 - 8 mm - Pozidriv® : 1 - 2 - 6-points : 3 - 4 - 5 - 6 mm
- Thermoformed inlay: PL.L13
- **MOD.R181-26**



MODULE 6-POINT SOCKET 3/8" RATCHET

- Douilles : JH. : 7 - 8 - 9 - 10 - 11 - 12 - 13 - 14 - 15 - 16 - 17 - 18 - 19 - 21 - 22 mm
- J.161B : ratchet 3/8" (palm)
- J.210 - 215 : 2 extensions 125 and 250 mm
- J.240A : universal cardan
- J.120A : sliding tee
- Thermoformed inlay: PL.M15
- Dimensions: 31 x 18,8 x 3,7 cm
- **MOD.J161-36**



MODULE 6-POINT SOCKET 3/8" - RATCHET

- Sockets : JH. : 7 - 8 - 9 - 10 - 11 - 12 - 13 - 14 - 15 - 16 - 17 - 18 - 19 - 21 - 22 mm
- J.L.171 : ratchet 3/8"
- J.210 - 215 : 2 extensions 125 and 250 mm
- J.240A : cardan
- J.120A : sliding tee
- Thermoformed inlay: PL.M15
- Dimensions: 31 x 18,8 x 3,7 cm
- **MOD.JL171-36**

Generic Module - Dimensions: 42 x 18,8 x 3,7 cm



MODULE 6-POINT SOCKET 3/8" RATCHET AND ACCESSORIES IMPERIAL

- Sockets : J.: 1/4 - 5/16 - 3/8 - 7/16 - 1/2 - 9/16 - 5/8 - 11/16 - 3/4 - 7/8 - 13/16"
 - JL.161 : ratchet 3/8"
 - J.210 et J.215 : 2 extensions 125 and 250 mm
 - J.240A : universal cardan
 - J.120A : sliding tee
 - Thermoformed inlay: PL.M18
 - Dimensions: 31 x 18,8 x 3,7 cm
- **MOD.JL161-212U**



3/4 MODULE LONG-REACH METRIC 6-POINT SOCKETS 3/8" AND 1/2"

- Sockets long 3/8" : J.HLA : 7 - 8 - 9 - 10 - 11 mm
 - Sockets long 1/2" : S.HLA : 12 - 13 - 14 - 15 - 16 - 17 - 18 - 19 mm
 - Thermoformed inlay: PL.M06
 - Dimensions: 31 x 18,8 x 3,7 cm
- **MOD.HLB**



MODULE SOCKETS 6 POINT 1/2" AND ACCESSORIES

- Sockets : SH.: 8 - 9 - 10 - 11 - 12 - 13 - 14 - 15 - 16 - 17 - 18 - 19 - 21 - 22 - 23 - 24 - 27 - 28 - 29 - 30 - 32 mm
 - S.161B : ratchet 1/2" (palm)
 - S.210 - 215 : 2 extensions 130 and 250 mm
 - S.240A : universal cardan
 - S.120A : sliding tee
 - Thermoformed inlay: PL.L02
- **MOD.S161-46**




MODULE SOCKETS 12 POINT 1/2" AND ACCESSORIES IMPERIAL

- Sockets : S.: 3/8 - 7/16 - 1/2 - 9/16 - 19/32 - 5/8 - 21/32 - 11/16 - 3/4 - 13/16 - 7/8"
 - S.161B : ratchet 1/2" (palm)
 - S.210 - S.215 : 2 extensions 130 and 250 mm
 - S.240A : universal cardan
 - Thermoformed inlay: PL.M05
 - Dimensions: 31 x 18,8 x 3,7 cm
- **MOD.S161-112U**




MODULE 6-POINT SOCKET 3/4"

- Douilles : 34 - 36 - 41 - 46 - 50 - 55 mm
 - K.151B : 3/4" sleeveless ratchet
 - K.210B : Extension 200 mm
 - K.120B : Sliding handle 425 mm
 - K.230B : 3/4" to 1/2" reducer
 - Thermoformed inlay: PL.324
 - Dimensions: 42 x 37 x 8 cm
 - Weight: 7,7 kg
- **MOD.K1**



MODULE 3/4" SOCKETS 6 POINT

- Sockets : 34 - 55 mm
 - KL.161B : ratchet
 - K.240A : cardan
 - K.210B : extension 200 mm
 - Thermoformed inlay: PL.662A
- **MOD.KL2**



MODULE 12 SOCKETS 1/2" WITH LONG BITS MONOBLOC

- 6-point : 5 - 6 - 7 - 8 mm
 - XZN : 6 - 8 - 9 - 10 - 12 - 14 - 16 - 18 mm
 - Torx® : 40-45-55-70
 - Thermoformed inlay: PL.L336B
- **MOD.SHPB**



MODULE IMPACT SOCKETS 1/2"

- Impact sockets 1/2" NS.A: 10 - 11 - 12 - 13 - 14 - 15 - 16 - 17 - 18 - 19 - 21 - 22 - 23 - 24 mm
 - NS.215 : extension 125 mm
 - Thermoformed inlay: PL.610
- **MOD.NS1**



MODULE IMPACT SOCKETS 1/2" AND BITS

- Impact sockets 1/2" NS.A: 13 - 14 - 15 - 16 - 17 - 18 - 19 - 21 - 22 - 24 - 27 - 30 - 32 mm
 - NS.236A and NS.237A : Sockets impact 5/16" and 1/26" Bits holder
 - Bits impact : 6-point : ENH.3: 6 - 7 - 8 - 10 - 12 - 14 mm
 - Phillips®: ENP.2: 2 - 3 - 4
 - Torx®: NEX.A: 30 - 40 - 45 - 50 - 55
- Thermoformed inlay: PL.623
- **MOD.NS2**

Generic Module - Dimensions: 42 x 18,8 x 3,7 cm



MODULE 8 SCREWDRIVERS

- ⊖ AT : 3 x 75 - 3,5 x 100 - 5,5 x 125 - 4 x 100 mm
ATWH : 6,5 x 150 - 8 x 175 mm Hexagonal blade
- ⊕ ATP : 1 x 100 - 2 x 125 mm
- Thermoformed inlay: PL.325
- MOD.AT1



MODULE 8 SCREWDRIVERS ISOLATED 1000 V

- ⊖ AT : 3,5 x 100 VE - 4 x 100 VE
5,5 x 125 VE - 6,5 x 150 VE
- ⊕ ATP : 1 x 100 VE - 2 x 125 VE
- ⊕ ATD : 1 x 100 VE - 2 x 125 VE
- Thermoformed inlay: PL.325
- MOD.AT1VE



MODULE 8 SCREWDRIVERS

- ⊖ AT : 2 x 75 - 2,5 x 75 mm
- ⊕ ATP : 0 x 75 mm
- ⊕ ATWPH : 3 x 150 mm Hexagonal blade
- ⊕ ATWDH : 3 x 150 mm Hexagonal blade
- ⊕ ATD : 0 x 75 - 1 x 100 - 2 x 125 mm
- Thermoformed inlay: PL.631
- MOD.AT2




MODULE 8 SCREWDRIVERS WITH 4 STUBBIES

- ⊖ AT : 4 x 25 - 5,5 x 35 mm
- ⊕ ATP : 0 x 75 - 1 x 25 mm
- ⊕ ATD : 0 x 75 - 1 x 100 - 2 x 35 - 2 x 125 mm
- Thermoformed inlay: PL.326
- MOD.AT3



MODULE 9 SLOTTED SCREWDRIVERS

- ⊖ AT : 2,5 x 75 - 3,5 x 75 - 4 x 35 - 4 x 100
4 x 300 - 5,5 x 35 - 5,5 x 100 mm
- ATWH : 6,5 x 150 - 8 x 175 mm Hexagonal blade
- Thermoformed inlay XL : PL.676
- MOD.AT4



MODULE 10 SCREWDRIVERS

- ⊕ ATP : 0 x 75 - 1 x 25 - 1 x 100 -
2 x 35 - 2 x 125 - 2 x 250 -
3 x 150 mm
- ⊕ ATD : 1 x 100 - 2 x 35 mm
- ⊕ ATWDH : 2 x 125 mm Hexagonal blade
- Thermoformed inlay XL: PL.677
- MOD.AT5



MODULE 10 SCREWDRIVERS TORX® AND RESISTORX®

- ⊕ AEX : 6 x 35 - 7 x 35 - 8 x 75 mm
- ⊕ ATXR : 10 x 75 - 15 x 75 - 30 x 125 -
40 x 150 - 20 x 100 - 25 x 100 -
27 x 100 mm
- Thermoformed inlay XL : PL.678
- MOD.AT6



MODULE 8 SCREWDRIVERS

- ⊖ AT : 3,5 x 75 - 4 x 100 - 5,5 x 150 - 6,5 x 150 mm
- ATWH : 8 x 175 mm Hexagonal blade
- ⊕ ATD : 1 x 100 - 2 x 125 mm
- ⊕ ATP : 0 x 75 mm
- Thermoformed inlay: PL.325
- MOD.AT7



MODULE 7 SCREWDRIVERS TORX®

- ⊕ ATX : 10 x 75 - 15 x 75 - 20 x 100 -
25 x 100 - 27 x 100 - 30 x 125 -
40 x 150 mm
- Thermoformed inlay: PL.327A
- MOD.ATX

Generic Module - Dimensions: 42 x 18,8 x 3,7 cm



MODULE 7 SCREWDRIVERS RESISTORX®

- ATXR: 10 x 75 - 15 x 75 - 20 x 100 - 25 x 100 - 27 x 100 - 30 x 125 - 40 x 150 mm
- Thermoshaped inlay: PL.327A
- MOD.AT1XR



MODULE 7 "P" HANDLED HEX KEYS SPHERICAL HEAD

- 84TZSA.: 3 - 4 - 5 - 6 - 7 - 8 - 10 mm
- Thermoshaped inlay: PL.MM-A
- Weight: 0,996 kg
- MOD.84TZSA



MODULE 7 "P" HANDLED HEX KEYS TORX® SPHERICAL HEAD

- 89TXA.: 10 - 15 - 20 - 25 - 27 - 30 - 40 mm
- Thermoshaped inlay : PL.TORX-A
- Weight: 0,648 kg
- MOD.89TXA



MODULE WITH 20 SCREW BITS

- Hexagon: EH.2L: 4 - 5 - 6 - 7 - 10 mm
- XZN: EV.2L: 5 - 6 - 10 mm
- Torx®: EX.2L: 30 - 40 - 45 - 50
- Resistorx®: EXR.1L: 10 - 15 - 20 - 25 - 30 - 40
- SJ.236: cap CDX bit holder 5/16
- R.235: socket 1/4" bit holder
- S.236: socket 1/2" bit holder 5/16
- Thermoshaped inlay: PL.624
- Weight: 0,755 kg
- MOD.E20L



MODULE 41 LONG BITS AND SHORT 3 SOCKETS BIT HOLDERS

- Hexagon: H.2L : 4 - 5 - 6 - 7 - 8 - 10 mm
- EH. : 4 - 5 - 6 - 7 / EH.2 : 8 - 10 mm
- XZN : EV.2L : 5 - 6 - 8 - 10 mm / EV. : 6 - 8 - 10 mm
- Torx® : EX.2L : 30 - 40 - 45 - 50 / EX.2 : 45 - 50 - 55
- Resistorx® : EXR.1L : 10 - 15 - 20 - 25 - 30 - 40
- EXR.1 : 10 - 15 - 20 - 25 - 30 - 40
- Pozidriv bits: 1 - 2 - 3
- SJ.236: socket bit holder 5/16"
- R.235: socket 1/4" bit holder
- S.236: socket 1/2" bit holder 5/16"
- Thermoshaped inlay: PL.621 - • Weight: 0,895 kg
- MOD.E41



MODULE 24-PIECE SET OF TORX® SOCKETS AND WRENCHES

- JTX.: 8 - 10 - 12 - 14 - 16 mm : Sockets 3/8"
- STX: 18 - 20 mm : Sockets 1/2"
- 59TX: 6 x 8 - 10 x 12 - 14 x 18 - 20 x 24 mm
- J.235: Bitholder 3/8"
- R.235: Bitholder 1/4"
- S.236: Bitholder 1/2"
- EX.2 40 - 45 - 50 - 55 mm: Bits Torx 5/16"
- EXR.: 10 - 15 - 20 - 25 - 30 - 40 mm : Bits Resistorx 1/4"
- Thermoshaped inlay: PL.M08
- Dimensions : 31 x 18,8 x 3,7 cm • Weight: 0,995 kg
- MOD.TX1A



MODULE IMPACT SCREWDRIVERS

- NS.260A: impact drivers 1/2"
- NS.236A: socket bit holder 1/2" to 5/16"
- 15 impact Bits :
Hex : ENH. 5-6-8 -10 mm
Pozidriv® : END.2: 2 - 3
Philips® : ENP.2: 2 - 3 - 4
Torx® : ENX.2: 20 - 25 - 30 - 40 - 45 - 55
- Thermoshaped inlay: PL.380
- MOD.NS260



MODULE OF 3 "MAINTENANCE" PLIERS

- 185A.20CPE : Half-round nose pliers
- 187A.18CPE : Combination pliers
- 192A.16CPE : Diagonal cutters
- Thermoshaped inlay: PL.MODCPEAO
- MOD.CPEAO



MODULE 5 PLIERS

- 181A.25CPE: Locking multigrip pliers
- 501A: Long-nose lock-grip plier
- 185A.20CPE: Half-round nose pliers
- 195A.20CPE: Half-round nose pliers
- 192A.16CPE: Diagonal cutters
- Thermoshaped inlay: PL.MODCPEA5
- MOD.CPEA5



**MODULE 3 ISOLATED PLIERS
1000V**

- 180.VE: Slip-joint locking multigrip pliers
- 391.16VE: Diagonal cutters
- 194.17VE: Standard wire strippers
- Thermoshaped inlay: PL.622
- **MOD.VEA0**



**MODULE ELECTRONIC
PLIERS**

- 405.MT - 405.12MT
- 406.MT - 406.8MT
- 402.MT - 433.LMT
- Thermoshaped inlay: PL.612
- **MOD.MT1**



**MODULE OF 2 ADJUSTABLE
PLIERS**

- 180A.CPE: multigrip plier
- 500A: Short-nose lock-grip pliers
- Thermoshaped inlay: PL.330
- **MOD.PR8**



**MODULE OF 2 ADJUSTABLE
PLIERS**

- 181A.25CPE: Locking multigrip pliers
- 501A: Long-nose lock-grip plier
- Thermoshaped inlay: PL.330
- **MOD.PR9**



**MODULE OF 2 ADJUSTABLE
PLIERS**

- 181A.25CPE: Locking multigrip pliers
- 501AMT: Multigrip lock-grip pliers
- Thermoshaped inlay: PL.330
- **MOD.PR11**



**MODULE OF 2 ADJUSTABLE
PLIERS**

- 181A.25CPE: Locking multigrip pliers
- 580.10: Angled nose lock-grip pliers
- Thermoshaped inlay: PL.330
- **MOD.PR12**

Generic Module - Dimensions: 42 x 18,8 x 3,7 cm



MODULE OF 4 CIRCLIPS® PLIERS

- 177A.18 : Straight external pliers 19 - 60 mm
- 197A.18 : 90° external pliers 19 - 60 mm
- 179A.18 : Straight internal pliers 19 - 60 mm
- 199A.18 : 90° internal pliers 19 - 60 mm
- Thermoshaped inlay: PL.332A

■ MOD.PC



MODULE OF 4 CIRCLIPS® PLIERS

- 177A.13 : Straight external pliers 10 - 25 mm
- 177A.18 : Straight external pliers 19 - 60 mm
- 179A.13 : Straight internal pliers 12 - 25 mm
- 179A.18 : Straight internal pliers 19 - 60 mm
- Thermoshaped inlay: PL.683

■ MOD.PCSN



MODULE METROLOGY

- 805.1: slide rule 1/50 mm capacity 150 mm.
- 806.F: palmer 1/100 mm capacity 25 mm.
- 814.M: screw pitch gauge 23 blades 25 to 300.
- 804: metric feeler gauges 4/100 to 1 mm
- Thermoshaped inlay PL.634

■ MOD.MET



MODULE MEASURING MARKING OUT

- 257G: automatic centre punch.
- 234: scriber.
- 893B.319: tape measure 3 m.
- DELA.1051.05: rule 300 mm.
- 1885.00: bevel protractor.
- DELA.1051.300: straight square and tab 300 mm
- Thermoshaped inlay: PL.633

■ MOD.234



MODULE BLOW TOOL 200H

- 200H.32: hammer
- 208A.32CBA: plastic hammer (steel 32 mm)
- 263.18: cold chisel
- 256.6: center point
- 248.: 4 - 5 - 6 mm: 3 long punches
- Thermoshaped inlay: PL.333

■ MOD.M11



MODULE BLOW TOOL, HAMMER HICKORY 205H

- 205H.50: hammer DIN Hickory 500G
- 208A.32CBA: plastic hammer (steel 32 mm)
- 263.18: cold chisel
- 256.6: center point
- 248.: 4 - 5 - 6 mm: 3 long punches
- Thermoshaped inlay: PL.333

■ MOD.M13



MODULE BLOW TOOL HAMMER 202

- 202H.1/2: American Hammer Hickory 1/2
- 208A.32CBA: plastic hammer (steel 32 mm)
- 263.18: cold chisel
- 256.6: center point
- 248.: 4 - 5 - 6 mm: 3 long punches
- Thermoshaped inlay: PL.333

■ MOD.M14



MODULE BLOW TOOL HAMMER 205C

- 205C.50: hammer composite 500 g
- 208A.32CBA: plastic hammer (steel 32 mm)
- 248.: 4 - 5 - 6 mm: long punches
- 263.18: cold chisel
- 256.6: precision center point 6 mm
- Thermoshaped inlay: PL.333

■ MOD.M17



MODULE DRIFT PUNCH - CHISELS

- 249.G: 2 - 3 - 4 - 5 - 6 - 8 mm: 6 punches
- 247.G.: 4 - 5 - 6 - 8 mm: 4 dowels
- 255.G6: center mark
- Thermoshaped inlay: PL.334

■ MOD.CG



MODULE DRIFT PUNCH - CHISELS

- 249.G - 14 - 16 mm:
3 coated punches
- 263G. 19 - 20 - 22:
3 coated cold chisels
- 265.G 18: 1 coated zipper bits
- Thermoformed inlay: PL.611

■ MOD.CG1



MODULE SAW - METER - FILES

- 601: saw bracket
- 668A.10: 10 Saw Blades (10 teeth per cm)
- 234.S: Scriber
- 893B.319: Tape measure 3 m
- DELA.1051.300: Double-sided stainless steel ruler 300 mm
- 5 files with handle : PAM.B250EMA, DRD.MD250EMA, CAR.MD200EMA, TRI.MD200EMA, RD.M200EMA
- Dimensions : 42 x 56,4 x 3,7 cm (= width of 3 generic modules)
- Thermoformed inlay: PL.335
- Weight: 2,3 kg


■ MOD.601



MODULE 5 FILES

- PAM.B200EMA: flat file
- DRD.MD200EMA: semicircular file
- CAR.MD200EMA: square file
- TRI.MD200EMA: triangular file
- RD.MD200EMA: round file
- Thermoformed inlay: PL.606

■ MOD.LIM



MODULE TRACTORS IN AND OUTDOOR

- U.306A140: trigger (7 to 140 mm)
- U.306G2: 3 inside puller jaws (23 to 130 mm)
- U.306G10: 3 long claws for outside puller (10 to 180 mm)
- U.14L: compact puller (10 to 45 mm)
- Thermoformed inlay: PL.354
- Dimensions: 43,5 x 35 x 8 cm (= width of 2 generic modules)
- Weight: 4,40 kg

■ MOD.U306



MODULE PLIERS WITH NAILS

- Y.105B Rivet plier
- 600 aluminum rivets
- Standard head: 4 x 8 - 4 x 10 - 4,8 x 8 - 4,8 x 10 mm
- Black painted standard head: 4 x - 4 x 10 mm
- Thermoformed inlay: PL.377

■ MOD.Y105



MODULE FOR GASOLINE SPARK PLUG MAINTENANCE

- Spark plug caps: length 90
B.J14BH1: 14 mm / B.J16A1: 16 mm / B.J18A1: 18 mm
- Spark plug caps: length 250
B.J14BH2: 14 mm / B.J16A2: 16 mm / B.J21A1: 21 mm
- DM.20: flexible spark plug mounting wrench
- Thermoformed inlay: PL.669A
- Weight: 1.685 kg

■ MOD.BJC

Generic Module - Dimensions: 42 x 18,8 x 3,7 cm

MODULE BODY WORK N°2



- 259: extra flat chisel 235 mm
 - 209.50: wooden hammer 50 mm
 - 225.J3: set of 3 drills
 - 850.S350: standard milled file
 - 851B: holder for milled files
 - 860H.28: round head hammer 28 mm
 - 861D.30: postillion hammer
 - 862D.60: flat flattener
 - 867D: Pick Up Flat Hammer
 - 870B: American bag
 - 871B0.55: comma axis
 - 874A: Finger Bag
 - 875.3: long straight spoon
 - 906A: long spherical bag
 - Thermoformed inlay PL.679 (valeur 3 modules)
 - Dimensions: 42 x 56,4 x 4,5 cm (= width of 3 generic modules)
 - Weight: 10 kg
- **MOD.CAR2**


FRONT STORAGE TRAY FOR JET+M4 DRAWER

- For securing modules and storing small tools and components.
- Fitted to the front or back of the drawer.
- Dimensions: 74,8 x 1,6 x 3,7 cm

■ **PL.656M4**



MODULE 24 PCS FOR TIGHTENING AND LOADING THE CYLINDER HEAD



- D.34B L : 7-9-10-12-14-16 mm : Screwdriver sockets with 1/2" grooves
- SV. LB : 6-8-10-12-14 mm : screwdriver sockets 1/2" long XZN
- JTX. 8 - 10 mm : 3/8" TORX® sockets
- STX. : 12-14-16-18-20 mm : 1/2" TORX® sockets
- SX.LA : 55 - 70 mm : screwdriver sockets 1/2" long TORX sockets
- SHP.LA : 6 - 8 - 10 - 12 mm : 1/2" hexagon socket
- Thermoformed inlay : PL.663
- Dimensions: 42 x 18,8 x 3,7 cm • Weight: 2,612 kg

■ **MOD.CH**

MODULE DRAIN AND MULTI-BRAND FILTER



- Automatic strap wrench for oil filters U.48 15 drain plugs with magnetic holder, square drive 3/8":
- Hexagon sockets: 13 - 14 - 17 - 18 - 19 - 21 mm
- Hexagon sockets with external thread: 8 - 10 - 12 - 13 - 14 - 17 mm
- Cap Torx® 45 • Thermoformed inlay: PL.399A
- Dimensions: 42 x 18,8 x 3,7 cm

■ **MOD.U48A**

SIDE STORAGE TRAY FOR XL DRAWERS

- For securing modules and storing small tools and components.
- Fitted to the right or left of the drawer.
- Dimensions: 42 x 1,6 x 3,7 cm
- Weight: 0,155 kg

■ **PL.655**



MODULE STORAGE SMALL COMPONENTS



- Small 1/4
 - Dimensions: 10,5 x 18,8 x 3,7 cm
- **PL.S384**

MODULE STORAGE SMALL COMPONENTS



- Medium 3/4
 - Dimensions: 31 x 18,8 x 3,7 cm
- **PL.M384**

MODULE STORAGE SMALL COMPONENTS



- Large 4/4
 - Dimensions: 42 x 18,8 x 3,7 cm
- **PL.L384**



Discover the new range
on www.facom.com



Video on
Youtube



Configurator



L'ART DE LA PRÉCISION